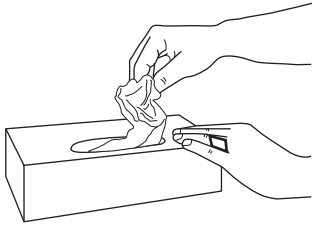
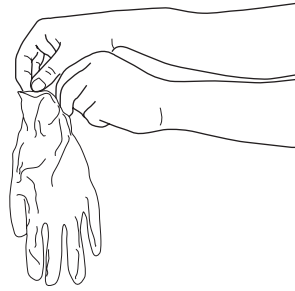


## Donning and doffing non-sterile examination gloves

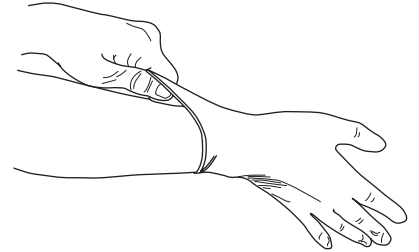
### DONNING GLOVES



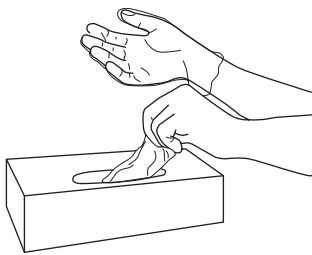
Take out a glove from its original box



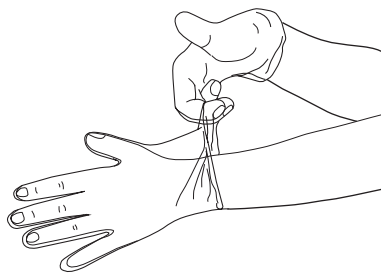
Touch only a restricted surface of the glove corresponding to the wrist (at the top edge of the cuff)



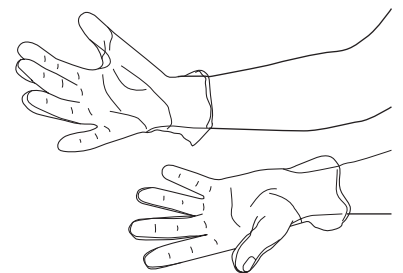
Don the first glove being careful to avoid puncturing the glove with the nails of the ungloved hand



Take the second glove with the bare hand and touch only a restricted surface

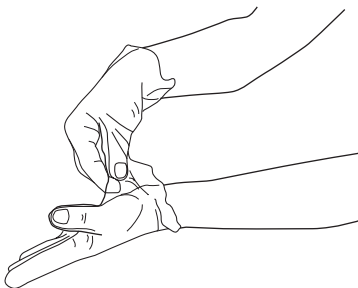


To avoid touching the skin of the forearm of ungloved hand, turn the extending surface of the glove to be donned on to the folded fingers of the gloved hand, thus permitting to glove the second hand

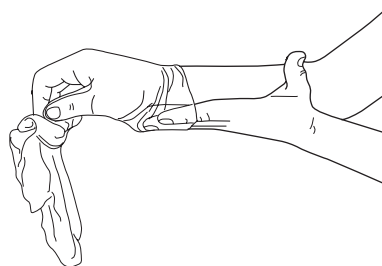


Once gloved, hands should not touch anything else that is not defined by indications and conditions for glove use

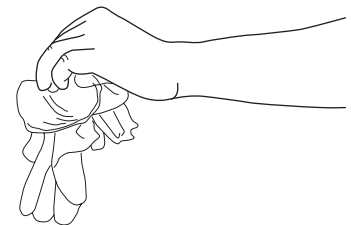
### DOFFING GLOVES



Pinch one glove at the wrist level to remove it, without touching the skin of the forearm, and peel away from the hand, thus allowing the glove to turn inside out



Hold the removed glove in the gloved hand and slide the fingers of the ungloved hand inside between the glove and the wrist. Remove the second glove by rolling it down the hand and fold into the first glove



Discard the removed gloves